







### MARANTEC Digital 572

1. Hold down the P button of the opener for 4 seconds.
2. Activate the P button for the opener 2 times.
3. The  flashes on the opener.
4. Activate the programming button for 1 second. LED flashes for 30 seconds
5. Activate the desired command button for 1 second. LED flashes red once.
6. Activate the P button for the opener for 1 second. 7. The  goes out on the opener.

To programme additional command buttons, repeat these steps

How a Hand-held transmitter programmes a second hand-held transmitter?

1. Activate the programming button for hand-held transmitter A for 1 second. LED flashes for 30 seconds.
2. Activate the programmed command button for 1 second. LED flashes red once.
3. The  flashes on the opener.
4. Activate the programming button for hand-held transmitter B for 1 second. LED flashes slowly for 30 seconds.
5. Activate the desired command button for 1 second. LED flashes red once.
6. The  goes out on the opener.

To programme additional command buttons, repeat these steps.