




### DIAGRAL DIAG41ACK

#### DIAGRAL DIAG41ACK for alarm systems:

Programming an additional remote control or keypad on DIAGRAL control panel:

Programming is done with the keypad of the control panel of DIAGRAL DIAG90AGFK

Open the hood and enter the code:



Factory code : 0000

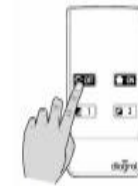
Bip, learning mode



Press the button




then



Press the button "off" of your remote control for approx. 10s

The control panel confirms learning by a vocal message

Enter the code to turn the control panel into « use » mode



Factory code : 0000

« bip » stop

